



Size: 5in x 3.3in x 2.13in (127mm x 83.82mm x 54.1mm)

FEATURES

- Design for BF application
- Safety Class II
- 12V Output For Fan
- High Mechanical Torque Start-Up
- Built-In Fan
- CE Marked
- High Efficiency Up to 89%
- Convection Cooling for Rated Load
- Forced Air for Max. Load
- Over Load, Short Circuit, and Over Voltage Protection
- UL/CSA/EN60950-1, 2nd Edition, and ANSI/AMMI/CSA/EN60601-1 3.1 Edition Safety Approvals

DESCRIPTION

The PSSNP-E30 series of AC/DC power supplies offers 300 watts of output power in a 5" x 3.3" x 2.13" package. This series consists of single output models with a wide input voltage range of 90-264VAC. Each model in this series has over load, short circuit, and over voltage protection and a high mechanical torque start-up. Convection cooling is offered for rated load and forced air for maximum load. This series has UL/CSA/EN60950-1, 2nd Edition, and ANSI/AMMI/CSA/EN60601-1 3.1 Edition safety approvals.

MODEL SELECTION TABLE

Model Number ⁽¹⁾	Input Voltage Range	Output Voltage	Output Current		Initial Accuracy	Step Efficiency			Avg. Efficiency
			Min Load	Rated Load		@20% Load	@50% Load	@100% Load	
PSSNP-E307(M)	90-264VAC	12V	0A	25A	+11.9~12.1V	84.5%	89%	86.5%	86.6%
PSSNP-E308(M)		15V	0A	20A	+14.9~15.1V	84.5%	89%	86.5%	86.6%
PSSNP-E305(M)		18V	0A	16.6A	+17.9~18.1V	84.5%	89%	86.5%	86.6%
PSSNP-E309(M)		24V	0A	12.5A	+23.9~24.1V	84.5%	89%	86.5%	86.6%
PSSNP-E30G(M)		28V	0A	10.7A	+27.9~28.1V	84.5%	89%	86.5%	86.6%
PSSNP-E30J(M)		36V	0A	8.3A	+35.8~36.2V	84.5%	89%	86.5%	86.6%
PSSNP-E30T(M)		48V	0A	6.3A	47.8~48.2V	84.5%	89%	86.5%	86.6%

SPECIFICATIONS

All specifications are based on 25°C, Nominal Input Voltage, and Maximum Output Current unless otherwise noted.
 We reserve the right to change specifications based on technological advances.

SPECIFICATION	TEST CONDITIONS	Min	Typ	Max	Unit
INPUT SPECIFICATIONS					
Input Voltage Range		90		264	VAC
Start-Up Voltage		47		63	Hz
Inrush Current	@115/230VAC			30/60	A
OUTPUT SPECIFICATIONS					
Output Voltage				See Table	
Voltage Accuracy				See Table	
Output Power				300	W
Output Current				See Table	
Hold-Up Time			20		mS
PROTECTION					
Short Circuit Protection				Automatic Recovery	
Over Load Protection				Automatic Recovery	
Over Voltage Protection				Latch Off	
ENVIRONMENTAL SPECIFICATIONS					
Operating Temperature	Derating: 2.5%/°C > 50°C for convection cooling	-20		70	°C
Storage Temperature		-40		85	°C
Operating Altitude			5000		M
GENERAL SPECIFICATIONS					
Efficiency				See Table	
Isolation Grade	Primary ↔ Ground			1MOPP (1500VAC)	
	Primary ↔ Secondary			2MOPP (4000VAC)	
	Secondary ↔ Ground			1MOPP (1500VAC)	
Leakage Current	Earth Leakage Current			300	uA
	Touch Current			100	

SPECIFICATIONS

All specifications are based on 25°C, Nominal Input Voltage, and Maximum Output Current unless otherwise noted.
We reserve the right to change specifications based on technological advances.

SPECIFICATION	TEST CONDITIONS	Min	Typ	Max	Unit
PHYSICAL SPECIFICATIONS					
Weight				20.46oz (580g)	
Dimensions (L x W x H)				5in x 3.3in x 2.13in (127mm x 83.82in x 54.1mm)	
Fan, Remote Sense				Molex 5273-08A or equivalent	
SAFETY & EMC CHARACTERISTICS					
Safety Approvals	UL/CSA/EN60950-1, 2 nd Edition ⁽³⁾ ANSI/AAMI/CSA/EN60601-1, 3.1 Edition CB Report CE Mark RM Report/File				
EMI	EN55022 "B" EN61000-3-3				
Harmonics	EN61000-3-2				Class D
EMS	EN61000-4-2, 3, 4, 5, 6, 8, 11				
Energy Saving	Energy Star for computers and displays: Version 6.0 ErP Regulation EC(No) 1275/2008				

NOTES

1. Add "M" to the end of model number for medical version. Model number without "M" indicates the ITE application. Both require standby mode.
2. Output Load: Rated 300W and built-in forced air cooling.
3. This product is Listed to applicable standards and requirements by UL.

**Due to advances in technology, specifications subject to change without notice.*

MECHANICAL DRAWINGS

Notes:

1. Mounting Hole:
Side Edge: 12.5 x 114.3mm
Bottom: 71.1 x 101.6mm
2. Connectors:
AC Input: Molex 5277-02A or equivalent
DC Output: Terminal Blocks (Default for PSSNP-E307) or Molex 5273-08A (default for others) or equivalent
3. Output Pin Assignment

Pin No.	1	2	3	4	5	6	7	8
PSSNP-E307	+Vo	+Vo	GND	GND				
Other Models	+Vo	+Vo	+Vo	+Vo	GND	GND	GND	GND

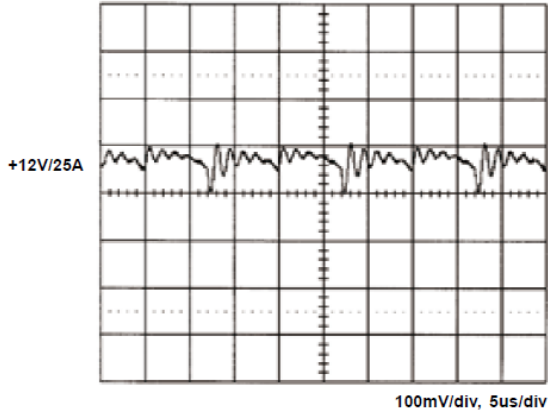
Function Pin Assignment

PIN	Function	TB3	TB4
		FAN Output	Remote Sense
1		GND	Sense -
2		+12V	Sense +

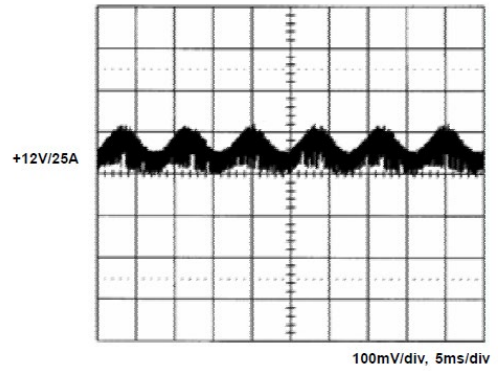
4. Packing:
Gross weight: approx. 16kg/carton, 24 units/ carton
Carton Size: 384mm x 339mm x 327mm

PERFORMANCE CURVES

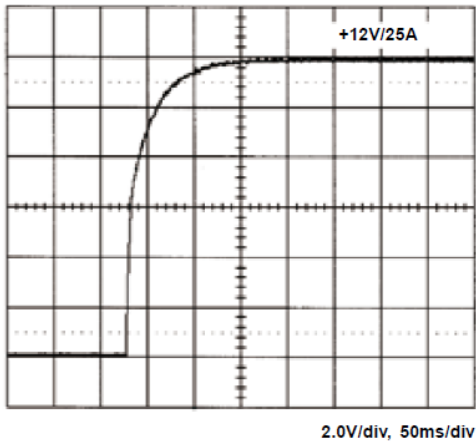
Switching Frequency Ripple



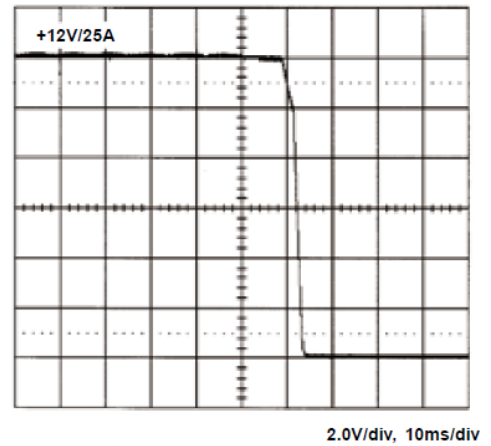
Line Frequency



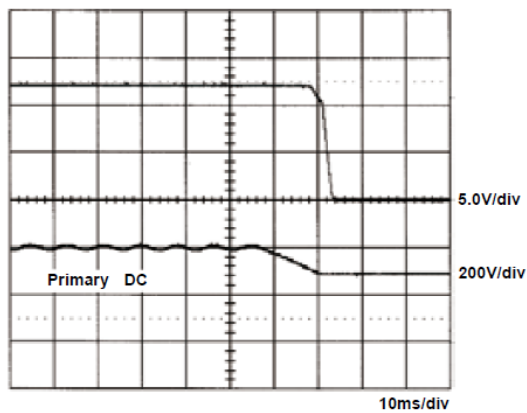
Output Turn On Wave Form



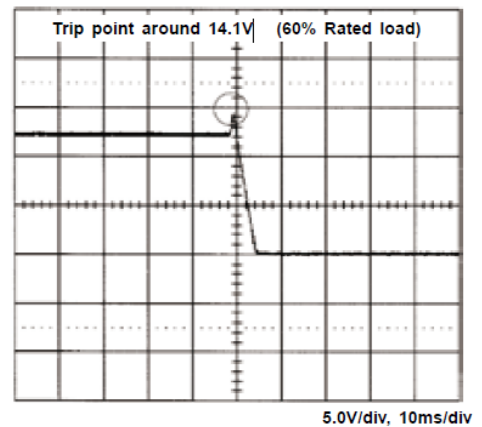
Output Turn Off Wave Form



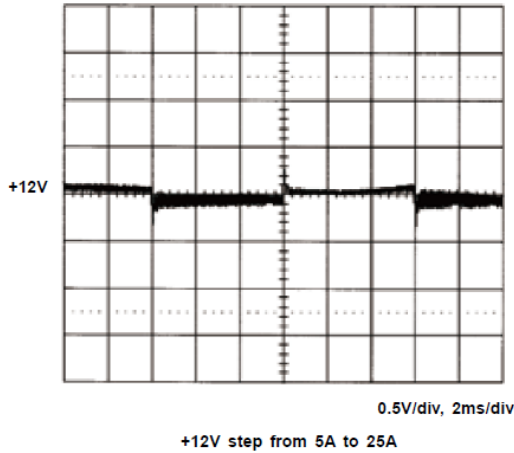
Hold-Up Time



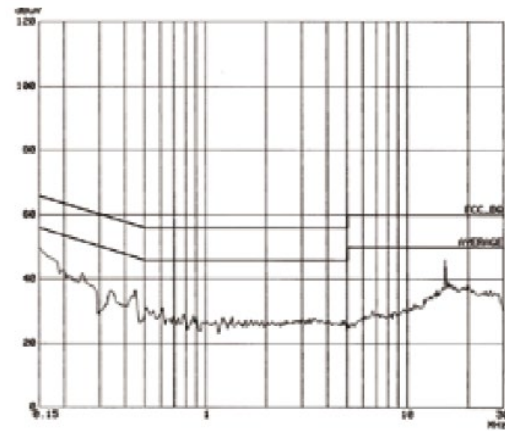
Over Voltage Protection



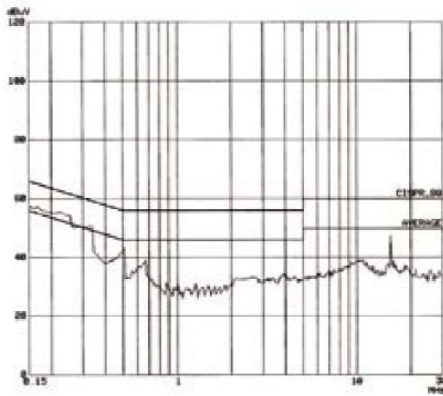
+12V Step Response



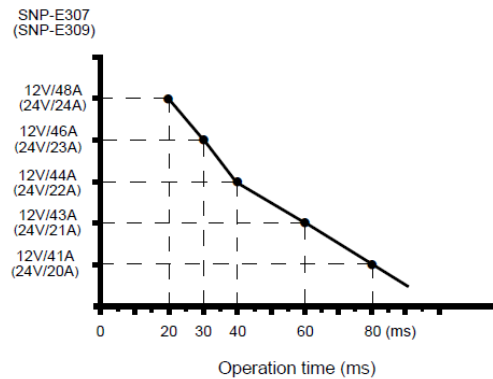
FCC B



CISPR 22 B



Capability For Driving Motor



COMPANY INFORMATION

Wall Industries, Inc. has created custom and modified units for over 50 years. Our in-house research and development engineers will provide a solution that exceeds your performance requirements on-time and on budget. Our ISO9001: 2015 certification is just one example of our commitment to producing a high quality, well-documented product for our customers.

Our past projects demonstrate our commitment to you, our customer. Wall Industries, Inc. has a reputation for working closely with its customers to ensure each solution meets or exceeds form, fit and function requirements. We will continue to provide ongoing support for your project above and beyond the design and production phases. Give us a call today to discuss your future projects.

Contact **Wall Industries** for further information:

Phone: ☎ (603)778-2300
 Toll Free: ☎ (888)597-9255
 Fax: ☎ (603)778-9797
 E-mail: sales@wallindustries.com
 Web: www.wallindustries.com
 Address: 37 Industrial Drive
 Exeter, NH 03833

©2019 Wall Industries, Inc. Specifications subject to change without notice. Wall Industries is not responsible for typographical errors. The information contained herein is for informational purposes only. This information is provided by Wall Industries and we make no representations or warranties of any kind, express or implied, about the completeness, accuracy, reliability, suitability or availability with respect to the information contained in this document for any purpose. All product and manufacturer names are trademarks or registered trademarks of their respective companies.